

**Shenzhen MTC Co., Ltd.**

**2013**



**002429**

**2014 4 15**



.....	2
.....	6
.....	8
.....	10
.....	42
.....	51
.....	57
.....	66
.....	75
.....	78
.....	148



ODM

2014 2 1

1,808 13%

16.5 13.8%

58.33%

2014

8

---

			002429
	Shenzhen MTC Co., Ltd.		
	MTC		

	2005 04 04	A	440301102850794	44030677272966X	77272966-X
	2013 10 10	A	440301102850794	44030677272966X	77272966-X

	128 9

□ √

	2013	2012	(%)	2011
	6,776,119,797.60	6,456,908,623.59	4.94%	4,473,464,458.16
	635,885,520.22	536,320,658.54	18.56%	407,604,439.26
	609,743,920.08	511,149,334.49	19.29%	387,922,545.98
	86,888,924.47	359,819,720.11	-75.85%	-131,716,469.55
/	0.60	0.50	20.00%	0.38
/	0.60	0.50	20.00%	0.38
%	17.88%	17.30%	0.58	14.58%
	2013			



	3,706,521.44	4,171,010.00	10,736,829.44	
			134,944.44	
	2,261,766.72	24,103,657.52	12,657,299.69	
	20,890,331.85	434,816.92	-434,816.92	
	260,354.92	1,062,750.11	437,880.31	
	966,784.32	4,587,074.34	3,576,871.71	
	26,141,600.14	25,171,324.05	19,681,893.28	--

1 —

1 —

		2000 25	2000 577
			17%
		3%	
	26,206,525.80	14%	( )
		1	
			+ +
		2	
	56,196,595.13	2011	
		+ +	
		3	

2013

		2013	677,611.98
4.94%		63,588.55	18.56%
0.60	20.00%		

1

2 LED

		LED	LED	LED	
					LED
	LED		LED		
	2013		LED		
LED		66,070.98		120.16%	5,827.04
	500.18%				

3

			12.40
36.05		1	2
			3

200 LED 10 LED

4

41.67%

42.23%

ODM

5

2012 7

2013 12

1

2

			%	
	6,543,532,200.07	6,326,956,187.00	3.42%	
	232,587,597.53	129,952,436.59	78.98%	1
	5,883,843,744.64	5,563,053,774.60	5.77%	
	20,890,331.85	434,816.92	4704.40%	2
	58,458,361.85	24,103,657.52	142.53%	3
	31,275,479.35	6,163,963.17	407.39%	4

1 78.98% 2013

2 4704.40% 2013

3 142.53%

4 407.39% 2013

			3,849,134,630.60
			56.80%
			%
1		2,393,654,408.46	35.32%
2		672,372,752.29	9.92%
3		317,466,516.59	4.69%
4		288,600,869.99	4.26%
5		177,040,083.27	2.61%
			3,849,134,630.60
			56.80%

2009

ODM

35.32%

3

		2013		2012		(%)
			%		%	
		5,700,934,305.09	96.89%	5,452,220,848.37	98.01%	-1.12%
		5,400,854,592.87	91.79%	5,160,119,434.88	92.76%	-0.97%

		126,626,519.41	2.15%	128,600,474.27	2.31%	-0.16%
		173,726,460.81	2.95%	163,500,939.22	2.94%	0.01%

		2013		2012		(%)
			%		%	
		4,724,240,248.80	80.29%	4,517,269,025.36	81.20%	-0.91%
		4,534,722,626.98	77.07%	4,335,214,049.10	77.93%	-0.86%
		76,801,973.72	1.31%	77,927,407.96	1.40%	-0.09%
		112,715,648.10	1.92%	104,127,568.30	1.87%	0.05%
		503,471,056.72	8.56%	609,847,849.63	10.96%	-2.40%
		439,501,534.66	7.47%	535,405,552.17	9.62%	-2.15%
		30,739,425.37	0.52%	35,403,497.21	0.64%	-0.12%
		33,230,096.69	0.56%	39,038,800.25	0.70%	-0.14%
		41,266,682.08	0.70%	128,174,687.57	2.30%	-1.60%
		36,160,095.27	0.61%	111,989,941.60	2.01%	-1.40%
		2,615,523.58	0.04%	7,733,676.12	0.14%	-0.10%
		2,764,331.23	0.05%	8,451,069.85	0.15%	-0.10%
LED		386,194,917.51	6.56%	196,929,285.81	3.54%	3.02%
		346,957,513.89	5.90%	177,509,892.01	3.19%	2.71%
		15,525,035.68	0.26%			

---

	2,100,224,800.10
%	



2		982,628,290.86		518.61%
		858,500,000.00		
3		1,535,900,852.57		268.01%
				1,136,642,993.04
		635,885,520.22		
	86,888,924.47	548,996,595.75		
42.23%			333,841,943.86	2014
			161,191,394.14	

			(%)	%	%	%
	6,543,532,200.06	5,700,934,305.09	12.88%	3.42%	4.56%	-0.95%
	5,319,320,191.53	4,724,240,248.80	11.19%	2.02%	4.58%	-2.17%
	634,445,460.43	503,471,056.72	20.64%	-15.22%	-17.44%	2.13%
	50,447,953.36	41,266,682.08	18.20%	-63.98%	-67.80%	9.70%
LED	490,250,028.92	386,194,917.51	21.22%	118.41%	96.11%	8.95%
MID	49,068,565.82	45,761,399.98	6.74%			
	2,727,002,697.77	2,334,059,858.81	14.41%	42.23%	44.10%	
	3,816,529,502.29	3,366,874,446.28	11.78%	-13.45%	-12.15%	



1

	2013		2012		%	
		%		%		
	1,869,154,364.49	25.91%	1,901,201,751.10	35.29%	-9.38%	
	20,890,331.85	0.29%				1
	332,504,657.80	4.61%	172,534,079.89	3.20%	1.41%	2
	1,090,049,696.58	15.11%	916,178,330.63	17.00%	-1.89%	
	425,644,898.20	5.90%	264,453,504.06	4.91%	0.99%	3
	957,552,307.35	13.28%	911,563,658.72	16.92%	-3.64%	
	1,661,774,412.30	23.04%	726,788,211.02	13.49%	9.55%	4
	977,057.44	0.01%			0.01%	
	242,014,064.87	3.36%	192,599,559.95	3.57%	-0.21%	
	287,279,722.07	3.98%	59,634,607.57	1.11%	2.87%	5
	71,906,853.63	1.00%			1.00%	6

1

2013

2

92.72%

3

60.95%

9

12

4 128.65%

5 381.73%

6

2

	2013		2012		%	
		%		%		
	2,140,834,325.75	29.68%	1,004,191,332.71	18.64%	11.04%	1
	44,929,621.85	0.62%	9,722,789.21	0.18%	0.44%	2
	103,179,584.75	1.43%	55,629,599.94			

---

					20,890,331.85		20,890,331.85
--	--	--	--	--	---------------	--	---------------

□ √

ODM

ODM

ODM

ODM

ODM

ERP

“ ”

1

1 3

2

3

4

LED

LED

LED

LED

LED

1

1

		%
249,896,700.00	0	
		%
1		100%
2	LED LED	100%

1

1,000

500

50%

500

50%

100

50% 2013

12

100%

50%

2

2012

4,000

4,000

4,000

2

3

4

2

1







1	2011	4	9		2011-021	2013	12	6	4,500,000.00	2013	10
18				3,895,890.41							
2	2013	3	6		2013-012	2014	3	4	6,240,000.00	2013	
10	18			3,880,767.12							
3	2013	10	10		2013-065	2014	1	8	1,361,095.89		
2013	12	6		872,876.71							
4	2013	8	27		2013-054	2015	8	23	15,300,000.00		
2013	12	31		2,724,657.53							
5											
6											

2

											%	
				0			0	0		28,264.21 USD	45.04%	
				0			0	0		28,264.21 USD	45.04%	
				2013 1 21								

	2
	3
	4

3

**3**

1

	163,335.93
	20,301.16
	91,053.92
	0
	0
	0%
( )	

---

		2010	648		
		A	5,600		30
168,000			4,664.07		163,335.93
2010	208				
( )					
			70,752.76		
8,043.20	2013		20,301.16	2013	

	--				69,192.35	--	--	0	--	--	
	--	50,000	50,000	20,301.16	91,053.92	--	--	0	--	--	
	1	2011	7	8						2011	
	8	1									
	[2011]0110		2012	8	13					[2012]021	
	2012	9	17		2012						
	”			“		”	“				
	2	2014				2012	12	31	2014	3	31
											2014
	7	31				2014	12	31			
			2015	2	28						
	1	2010	12	13							
								15,000			
	2	2011	7	11							
	15,000							15,000			
					14,192.35						
		14.9									
	3	2012	7	17							
								2012	8		2012
											4
		2012	8	13				33,533.03			
	6,466.97										
	2012										
	“				”	“				”	

	2012	“	”

				2,000	432,980,013.24	88,403,218.36	660,709,764.53	66,652,094.68	58,270,393.99
				5	1,516,493,729.14	653,250,204.89	1,961,544,657.54	230,693,258.79	230,693,258.79
				4,000	249,325,472.17	243,991,520.94	54,802,914.57	-4,816,553.06	-4,816,553.06
				1,000	29,296,690.40	718,389.40	28,260,598.33	-1,281,610.60	-1,281,610.60
				3,000	72,847,597.70	23,481,746.36			

	1	2	2013
	3		
			2013

			-128.16
			-64.08

5

2014

LED

2014

LED

IT

ODM

ODM

LED

lightbar

LED

100%

ODM

LED

LED



LED

LED

LED

LED

LED

4  
 2013 +  
 + + “ ” “ ” “ ”  
 2013 12  
 2014

1

2013 4 25  
 330106000267093 1,000.00  
 200.00 100 50% 100  
 50%  
 2013 12 100%

2.

10,000 2013 12 100% 2013 12 5  
 2013 12 20 6,000.00  
 2013 12


2012 5 4

2012 5 18

&gt;

&lt;

2012 43

2012-2014

[2013]110

3

1						
				80%		
2						
				40%		
3						
				20%		
<b>3</b>						
1	2011	2011	12	31	708,813,750	10
2					141,762,750.00	500,256,331.57
2	2012	2012	12	31	711,951,871.00	10
2					142,390,374.20	682,348,595.62
						10
						5
					1,067,927,806	
3	2013	2013	12	31	1,068,321,806	
					285,000	1,068,036,806
			10	5	534,018,403	
						1,602,055,209

			%
2013	0.00	635,885,520.22	0%
2012	142,390,374.20	536,320,658.54	26.55%
2011	141,762,750.00	407,604,439.26	34.78%

2011	LED		LED				
			LED				
2014	2		5	LED			
				15			
2014							
2013							
2012	2013 )		, 10	5	(2011		LED
	53.96%	30%	28,415.31				
[2013]43			3				
2013				2014	3	21	
	29						
	86.21%						
2013							
			10	5			

10				0
10				0
10				5
				1,068,036,806
				977,335,270.73
				0.00
				2013
	327,762,972.34			10%
32,776,297.23			824,738,969.82	2012
142,390,374.20	2013	12	31	977,335,270.73
			985,112,066.91	

285,000

2013 12 31

1,068,321,806

1,068,036,806

2011 -2013

3.45

2013 01 30				24	<a href="http://www.cninfo.com.cn/">http://www.cninfo.com.cn/</a>

2013 02  
28





29					
2013 10 14					<a href="http://www.cninfo.com.cn/">http://www.cninfo.com.cn/</a>
2013 10 23					<a href="http://www.cninfo.com.cn/">http://www.cninfo.com.cn/</a>
2013 10 31					<a href="http://www.cninfo.com.cn/">http://www.cninfo.com.cn/</a>
2013 11 08				( )	<a href="http://www.cninfo.com.cn/">http://www.cninfo.com.cn/</a>
2013 11 19					<a href="http://www.cninfo.com.cn/">http://www.cninfo.com.cn/</a>
2013 11 20					<a href="http://www.cninfo.com.cn/">http://www.cninfo.com.cn/</a>
2013 11 22					<a href="http://www.cninfo.com.cn/">http://www.cninfo.com.cn/</a>
2013 11 27					<a href="http://www.cninfo.com.cn/">http://www.cninfo.com.cn/</a>
2013 12 20				( )	<a href="http://www.cninfo.com.cn/">http://www.cninfo.com.cn/</a>
2013 12 25					<a href="http://www.cninfo.com.cn/">http://www.cninfo.com.cn/</a>

--	--	--	--	--	--	--





3,138,121 5.97 / 2012 12 10

2012 12 13 2012 10 23

(http://www.cninfo.com.cn) 2012 12

11

(http://www.cninfo.com.cn) 2012-068

2013 10 18

285,000

2013 10 22

(http://www.cninfo.com.cn)

2013-070

2013-071

300,000

450,000 25 45 2013 10 30

2013 11 1 20

20 / 20 50%

450,000 394,000 0.0369% 25 19

7.37 / 2014 1 2 2014

1 3

(http://www.cninfo.com.cn) 2014-001

2013 12 2

2013 12 13

1,768,871

133

2013 12 10

<http://www.cninfo.com.cn>

2013-086

1

1

2

3

10%

2

A1					A2			
A3					A4			

2011-10-20	2,000 RMB	2011-12-19	101.61(RMB)		2012-7-6	2013-1-6			
			280 USD		2012-12-18	2013-3-18			
2012-8-8	3,000 RMB	2012-9-20	300(USD)		2012-10-20	2013-1-20			
			150(USD)		2012-11-12	2013-2-12			
	3,000 RMB	2012-10-29	117.43(RMB)		2013-1-25	2013-7-25			
	3,000 RMB	2012.12.14	475(USD)		2012-12-18	2013-12-13			
			475(USD)		2013-12-13	2014-1-27			


30,000 RMB

2012.11.30

---

C	

6956.73(RMB)



			09	10 6	2013 9	
			2010 09	03		6 12
	(	)	2010 09	03		
			2012 29	06	2012 6 29 2013 3 1	
			2012 31	07		



1

|

|



		(%)							(%)
	473,197,429	66.46%	394,000		6,119,690	-462,704,419	-456,190,729	17,006,700	1.59%
3	473,197,429	66.46%	394,000		6,119,690	-462,704,419	-456,190,729	17,006,700	1.59%
	454,991,250	63.91%				-454,991,250	-454,991,250		

12 20 19 2,903,780.00

394,000 2014 1 2

2014 1 7

4

356,369,935

5.3745 3.5817

1

	2010 05 31	30 /	56,000,000	2010 06 10	472,542,500		
	2012 11 21	5.97 /	3,138,121	2012 12 13	3,138,121		
	2013 10 30	7.37 /	394,000	2014 01 07	394,000		

1 [2010]648 2010 5 31

A 5600 1

30 [2010]189 2010 6 10

2

2

2011 7 2010

472,542,500 10 3  
 10 5 2010 708,813,750  
 2012 11 3,138,121  
 711,951,871  
 2013 6 2012 711,951,871  
 10 2 10  
 5 1,067,927,806  
 2013 10 394,000  
 1,068,321,806  
 3

1

	20,238	1		5		24,536	
	5%		10				
		%					
	63.88%	682,486,875	227,495,625		682,486,875		
	4.10%	43,764,591	43,764,591		43,764,591		
	2.60%	27,765,453	27,765,453		27,765,453		
	2.42%	25,864,884	7,270,815		25,864,884		

		2.35%	25,131,637	5,429,387		25,131,637		
		1.02%	10,919,212	439,212		10,919,212		
		0.73%	7,786,302	-2,070,601		7,786,302		
		0.70%	7,501,375	7,501,375		7,501,375		
		0.62%	6,644,530	738,280	6,644,530	0		
		0.55%	5,847,358	1,949,119		5,847,358		
10								
					682,486,875		682,486,875	
					43,764,591		43,764,591	
					27,765,453		27,765,453	
					25,864,884		25,864,884	
					25,131,637		25,131,637	
					10,919,212		10,919,212	

		7,786,302		7,786,302
		7,501,375		7,501,375
		5,847,358		5,847,358
		5,115,047		5,115,047
10	10 10	10	10	10

1 2013 12 31  
 100 20,238 19  
 394,000 2013 12 24  
 2014 1 2 2014 1  
 7 1,068,321,806

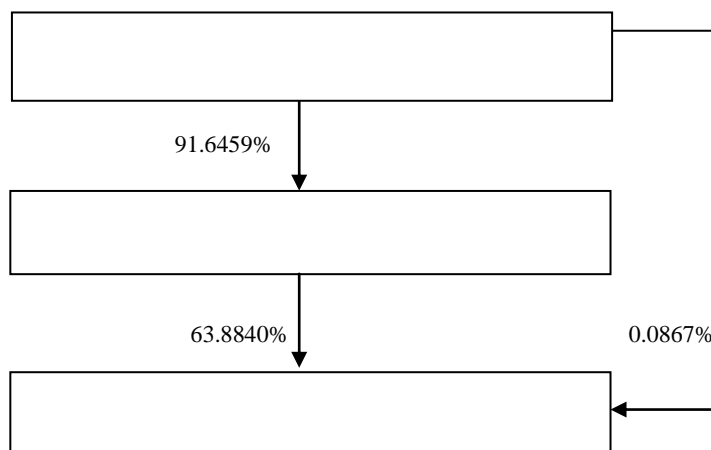
2

	/				
		2007 02 12	79920722-0	1,299.975	
			72.27 2013		8009.84

--	--

3

5	1965 2005 4 -2007 5 8 2007 6 2010	



4

10%





巨潮资讯

[www.cninfo.com.cn](http://www.cninfo.com.cn)

中国证监会指定信息披露

网站

2012

10 5

1 5

1

	1965 2005 4 -2007 5 2007 6 2010 8 2007 6
	1974 2005 4 -2009 11 2009 11 2010 8 2010 8 2007 5
	1968 2004-2005 2007 5 2005 4 2013 5 2014 2
	1968 1999 2007 7

	( H )
2013 5	
	1976 2008 7 2011 6 2011 7 2012 7 2012 8 2013 5

2

	1977 TV TV 2011 2 2005 12
2011 4	
	1970 2005 9 2009 6 5 2011 6 2011 9 2010 2012 6
	1972 2007 5 2005

3

	1982 2011 5 6 2011 6 2013 7 2007 5 2011

2

			2011 09 20	
			2011 09 20	
			2011 09 20	

			1999 08 01		
			2011 09 20		

3

			2011 05 16		
		( )	2011 04 21		
			2012 10 17		
			2013 12 04		
			2014 03 07		
			2008 04 18		
			2012 10 17		
			2011 04 21		
			2012 10 17		
			2012 10 17		
			2013 04 25		
			2013 04 25		
			2013 12 04		
			2014 03 07		

2003

			2010 01 01		
			2012 08 21	2015 08 20	
			2011 08 29	2014 08 29	
			1997 06 01		
			2010 06 18		
			2012 08 01		

1

1

2

3

2

			49		71.46		71.46
			40		63.53		63.53
			46		22.05		22.05
			43		46.30		46.3
			34		35.03		35.03
			46		0		0
			51		4.08		4.08
			61		4.08		4.08
			38		4.08		4.08
			37		29.30		29.3
			42		26.52		26.52
			44		18.86		18.86
			32		34.90		34.9
			43		2.92		2.92
			47		2.92		2.92
			51		2.92		2.92
			38		33.52		33.52
			35		33.24		33.24
	--	--	--	--	435.71		435.71

3

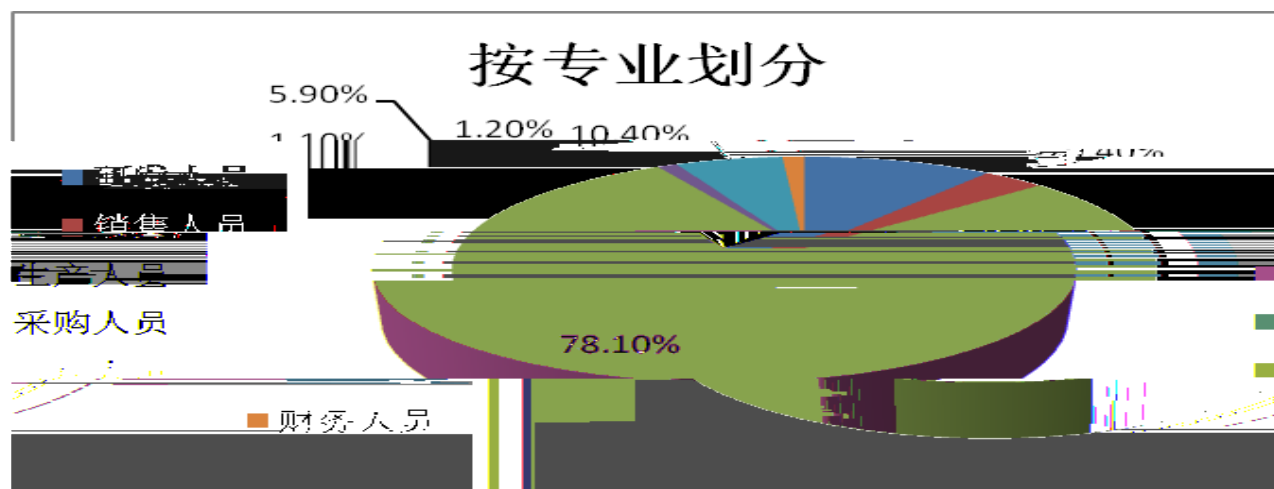
					/			/	
					13.50	100,000		5.97	90,000

					13.5	50,835		5.97	76,252
	--	0	0	--	--	150,835	0	--	166,252
		2012	11			100,000	50,835	5.97	/
		2012				10	2		
		10	5				15,000	76,252	2013
	12								
	40%	2013	12	31		22,500	90,000		
		30,500			45,752				

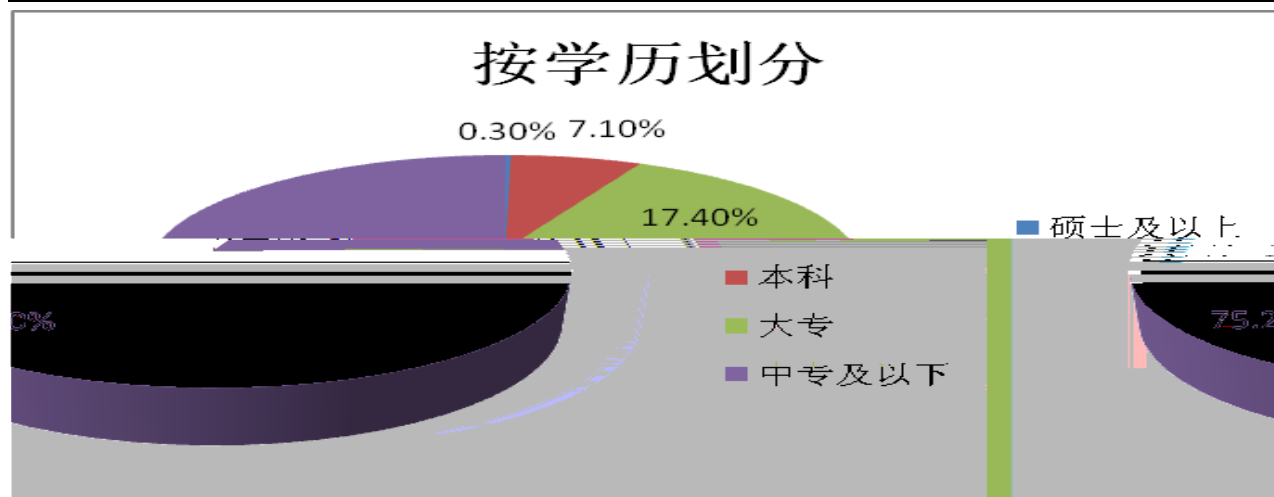
			2013	5 27
			2013	5 27
			2013	5 27
			2013	7 5
			2013	5 26
			2013	5 26
			2013	5 26
			2013	5 26
			2013	5 26

		%
	562	10.4%
	182	3.4%
	4,241	78.1%
	57	1.1%
	321	5.9%

	65	1.20%
	5,428	100.00%



		%
	15	0.3%
	384	7.1%
	945	17.4%
	4,084	75.2%
	5,428	100.0%



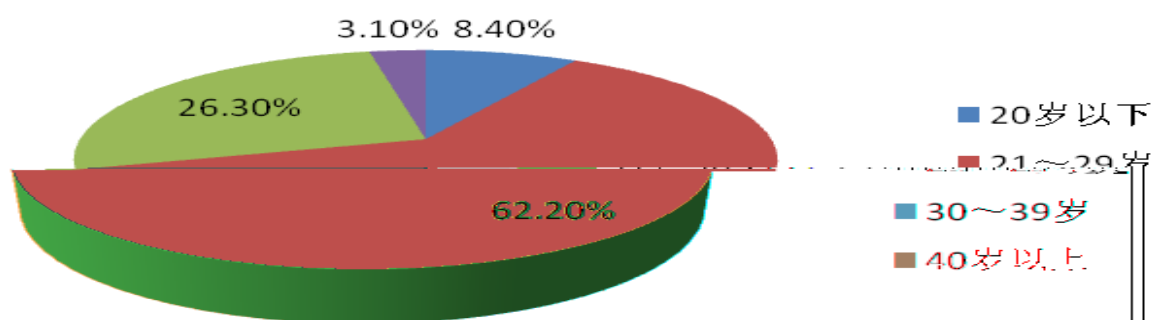
		%
20	457	8.4%
21-29	3,376	62.2%
30-39	1,425	26.3%
40	170	3.1%



5,428

100.0%

## 按年龄划分



ERP

PPT

1

2

3

2013 5

9

3

4

5

6

7

8

1)

2)

<http://irm.cninfo.com.cn/szse/>

3

28

---

--	--	--	--

---

10		2013-10-12	
----	--	------------	--

1

--	--	--	--	--	--

2012

2013 04  
23

			0.0055%	3,000	
			0.0006%		
	2012		487,742,688	99.9939%	
		26,950	0.0055%	3,000	2013 04 24
			0.0006%		
	<		487,742,688	99.9939%	
		26,950	0.0055%	3,000	2013 04 24
	>		0.0006%		
	2012		487,742,688	99.9939%	
		26,950	0.0055%	3,000	2013 04 24
			0.0006%		

2

	2013 02 05		460,897,500		2013 02 06
			100%	0 0	
2013	2013 02 05		460,897,500		2013 02 06
			100%	0 0	
	2013 02 05	2013	460,897,500		2013 02 06
			100%	0 0	
2013	2013 03 18	<	455,901,250		2013 03 19
		>	100%	0 0	
	2013 03		455,901,250		2013 03

18

<  
>

1

	7	1	5	1	0	
	7	2	5	0	0	
	7	2	5	0	0	
	6	1	5	0	0	
	6	1	5	0	0	
	6	1	5	0	0	
						4

2

1	2013 03 01		
2	2013 04 02		
3	2013 05 11		
4	2013 06 03		
5	2013 08 09	2013	
6	2013 10 18		
7	2013 10 30		
8	2013 12 02		

3

2013 6

1

100%

2

2013

4

2013

3

4

4

2012



□ √

1

) (

2013 3 39

[2011]31

2011 5

2012 2013

[2012]66

[2012]105

2011

2013

	2014 04

2014 3-179	
2013 12 31	
	2014 04 15
	<a href="http://www.cninfo.com.cn">http://www.cninfo.com.cn</a>



2013 12 31

2013










---














---


---

---




























3.










---


---


---










--	--	--	--	--
















--	--	--



---

---

--	--	--	--








---



---

--	--	--	--








---



---

--	--

---

---

--	--	--	--	--


---


















--	--	--	--	--

---
















---


---


---

---

--	--	--	--	--

---

---


---


---


---

--	--	--	--

---





---

---

---

--	--










---








---

--	--	--	--	--	--














---




1

2

3

4

2013

5